

krede | chair collection



krede

www.krede.co.kr

sit in joy. **krede**

krede [kredi:]



krede



krede

creative , design

krede [kredi:]

Only when working with a good chair,

you can have the power to immerse yourself in creating new opportunities.

“krede” was born as a result of the long design and research on “seating”.

The design philosophy of “krede” is to make a chair that is faithful to the basics.

If you are looking for a good chair, there is "krede"

sit in joy, **krede**

design JOYN

krede CEO Cho YoonHa (JOYN) is the representative chair designer in Korea.

The products designed by JOYN changed the paradigm of overall Korean chair design,

and JOYN has shown the way the brand should go by his own products.

“krede” will show its value

by concentrating on what the users really want more than the designer's own angle,

also aiming for superior comfort and beauty better than anyone else.

UZUO

“krede” goes with “UZUO”, one of the best chair manufacturers in China.

A total of 220,000m² scale factory has 80 injection machines,

and this factory produces all parts to ensure a consistent quality of over 300,000EA per a month.

Also, all products are managed by strict test level higher than BIFMA through its own test lab.

“krede”

will offer you a new pleasure of “seating”

by the advanced design that the user wants

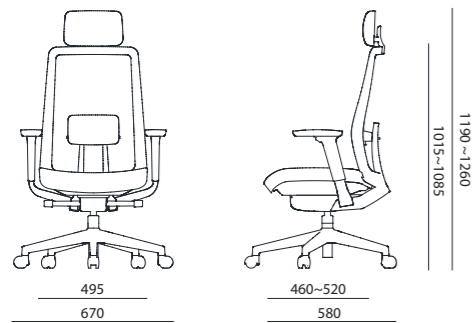
and superior quality products

with honest price.



K10

Combining the latest in comfort and technology, K10 offers easy-to-use features and breathable mesh, delivering the most comfort and the sustainable quality for long time work.



Outstanding Performer at Workplace, K10

The most advanced synchronized tilting mechanism of K10 realizes the ergonomic ideal of chair synchronizing with user's body in motion. Maximum adjustability with easy handlings of the smartly designed levers completes the highest performance of K10.



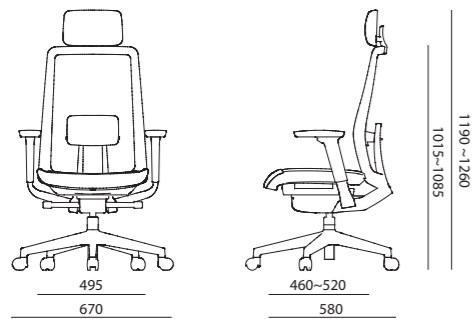
K10

K10 has the most advanced functions such as adjustable headrest with spring tension, 4D armrests, lumbar support, depth adjustable seatrest, etc., to maximize the users' working efficiency.



K10M

It gives vitality to the space and a pleasant impression.
K10M chair helps you to focus on productive learning
and work by providing vitality and comfort to your work.





User-Friendly Sitting Experience, K10M

K10M is another version of K10 with all-mesh task seating for more elastic reaction to frequent posture changing and various body type.

K10M offers the ultimate user-friendly sitting experience.

K10M

Highly Elastic Soft Mesh

K10M chose highly elastic soft mesh for both backrest and seatrest to provide customized comfort.



DETAIL & FUNCTION



1,2. Adjustable Headrest (Optional)

The headrest is height adjustable, especially, it helps the user's head maintain comfortable position all the time by natural reaction when tilted.

3,4. Adjustable Lumbar Support

The lumbar support is height and depth adjustable.

5,6. Adjustable Armrest

The armrest is height adjustable depending on user's preference, and it also offers additional forward/backward, left/right and angle adjustment.

7. Highly Elastic Soft Mesh

K10M chose highly elastic soft mesh for both backrest and seat to provide customized comfort.

8. Adjustable Seat

The depth of seat is adjustable up to 60mm depending on the user's preference.

VARIATION










	<p>K10A (BK) K10A-BS (WH)</p> <ul style="list-style-type: none"> 2-Way Adjustable Headrest Adjustable Armrest (4D) 2-Way Adjustable Lumbar Support Depth Adjustable Seatrest Synchronized Tilt Mechanism Engineering Plastic Base Urethane Casters <p>720 x 580 x 1190</p>		<p>K10B (BK) K10B-BS (WH)</p> <ul style="list-style-type: none"> Adjustable Armrest (4D) 2-Way Adjustable Lumbar Support Depth Adjustable Seatrest Synchronized Tilt Mechanism Engineering Plastic Base Urethane Casters <p>720 x 580 x 1015</p>
	<p>K10A-QW (BK) K10A-QW-BS (WH)</p> <ul style="list-style-type: none"> 2-Way Adjustable Headrest Adjustable Armrest (4D) 2-Way Adjustable Lumbar Support Depth Adjustable Mesh Seatrest Synchronized Tilt Mechanism Engineering Plastic Base Urethane Casters <p>720 x 580 x 1190</p>		<p>K10B-QW (BK) K10B-QW-BS (WH)</p> <ul style="list-style-type: none"> Adjustable Armrest (4D) 2-Way Adjustable Lumbar Support Depth Adjustable Mesh Seatrest Synchronized Tilt Mechanism Engineering Plastic Base Urethane Casters <p>720 x 580 x 1015</p>

STANDARD COLOR & FINISHES

K10

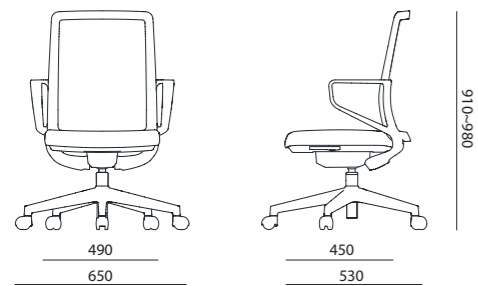
Body Plastic	Headrest A. Leather	Backrest Mesh	Seatrest Fabric
 WHITE  BLACK	 L. GRAY  BLACK	 L. GRAY  CHARCOAL	 RED  BLUE  GREEN  SKY BLUE  GRAY  BLACK

K10M

Body Plastic	Headrest A. leather	Backrest, Seatrest Mesh
 WHITE  BLACK	 L. GRAY  BLACK	 SAMBA RED  DUSTY BLUE  LEAF GREEN  MINERAL  CHARCOAL

K20

krede will satisfy clients' needs in every possible way.
K20 is the best chair which meets the most with the least.





Simple Is the Best, K20

K20 is a smart task chair engineered to provide the most comfortable support for every user, as well as offering simplicity and complete ease of use. Minimal adjustments provide ease of use for improved user comfort.

K20

Brilliant Teamwork with You

K20 provides 2 types of chairs suitable for each different work environment.



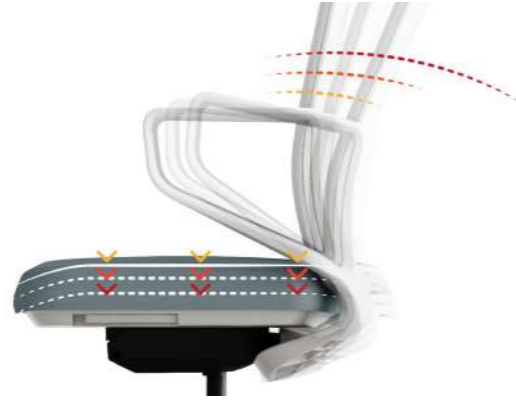
DETAIL & FUNCTION

Weight Balance Tilt

Without any separate adjustments, K30 feels the weight of each sitter, and control the tension of tilting.

Hidden Lever

Adjusting levers are hidden in each side of the seat aiming for the apparent simplicity.



VARIATION



K20B-1 (BK)
K20B-1-BS (WH)

Elastic Mesh Backrest
Armrest
Sponge Pad Seat
Synchronized Tilt Mechanism
Engineering Plastic Base
Urethane Caster

680 x 590 x 970(1150)



K20B-2 (BK)
K20B-2-BS (WH)

Sponge Pad Backrest
Armrest
Sponge Pad Seat
Synchronized Tilt Mechanism
Engineering Plastic Base
Urethane Caster

680 x 590 x 970(1150)

STANDARD COLOR & FINISHES


Body | Plastic



WHITE

BLACK


Backrest | Mesh



L. GRAY

CHARCOAL

Backrest, Seatrest | Fabric



RED

BLUE

GREEN

SKY BLUE

GRAY

BLACK

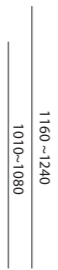
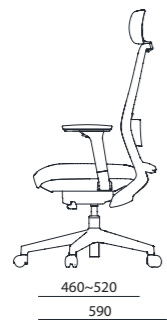
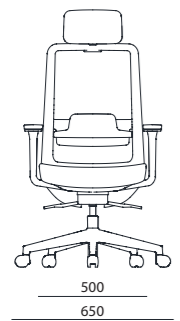


K30

Comfort coming to anyone in anywhere.

K30 is comfortable for all different daily multi-users with its minimalist design.

Users can personalize the space by choosing various finishing colors.



Support Your Body, Support Your Work, K30

K30 provides sophisticated ergonomic seating at optimal value.


With its clean lines, K30 blends seamlessly in any facility.





Weight Balance Tilt

Without any separate adjustments, K30 feels the weight of each sitter, and control the tension of tilting.



K30

Gift for Your Office and Home

Even with its advanced functions like weight-balance tilt or 3D armrests, the honest price goes to you just like a Christmas gift.



DETAIL & FUNCTION



1. Adjustable Headrest (Optional)

The headrest is height adjustable to help the user's head maintain comfortable position.

2,3. Adjustable Armrest

The armrest is height adjustable depending on user's preference, and it also offers additional forward/backward and angle adjustment.

4,5. Adjustable Lumbar Support

The lumbar support is height adjustable, and the supporting pad is naturally joined with body.

6. Adjustable Seat

The depth of seat is adjustable (forward/backward) depending on user's preference.

7. Self Weight Adjusting Mechanism

Tilting tension of backrest is automatically adjusted according to the user's weight, and the backrest offers 4-level tilting angle adjustment for optimal comfort.

8. Base & Caster

K30 is using engineering plastic starbase and urethane casters.

VARIATION



**K30A (BK)
K30A-BS (WH)**
Adjustable Headrest
Adjustable Armrest (3D)
Adjustable Lumbar Support
Depth Adjustable Seatrest
Synchronized Tilt Mechanism
Engineering Plastic Base
Urethane Casters
650 x 590 x 1160




**K30B (BK)
K30B-BS (WH)**
Adjustable Armrest (3D)
Adjustable Lumbar Support
Depth Adjustable Seatrest
Synchronized Tilt Mechanism
Engineering Plastic Base
Urethane Casters
650 x 590 x 1010

STANDARD COLOR & FINISHES


Body Color | Plastic



Headrest | A. Leather

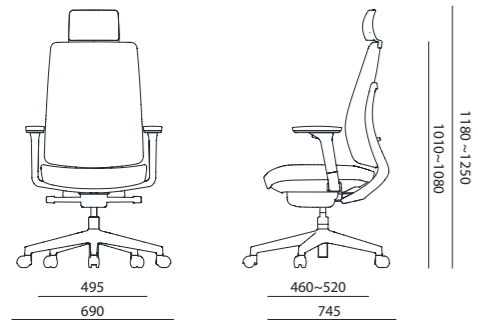


Backrest | Mesh / Seatrest | Fabric



K50

K50 is designed to create the best with minimal materials.
Double-layer backrest supports the user's body comfortably along with hidden lumbar support.
The backrest mesh of K50 prevents heat rising when seated, so you can use it in more pleasant condition.



Futuristic Vision, K50

K50 delivers a personal experience that responds to the unique movements of user's body.

K50 with minimal adjustments provides natural comfort through the tension of characteristic fabric and power of lumbar support.



K50

Enjoy the Fun

The integrated seat style exudes an unparalleled sense of exquisite fashion. Open up a comfortable space for you in the office, meditate, have a rest or do nothing, quietly recharge the spirit and enjoy the modern office fun.



K50


Futuristic Vision, K50

K50 delivers a personal experience that responds to the unique movements of user's body.

K50 with minimal adjustments provides natural comfort through the tension of the characteristic fabric and the power of lumbar support.



DETAIL , FUNCTION



1. Adjustable Headrest (Optional)

The headrest is height adjustable to help the user's head maintain comfortable position.

2~4. Adjustable Lumbar Support

The hidden lumbar support is height adjustable, and the supporting pad is naturally joined with body.

5. Adjustable Armrest

The armrest is height adjustable depending on user's preference, and it also offers additional forward/backward and angle adjustment.

6. Adjustable Seat

The depth of seat is adjustable (forward/backward) depending on user's preference.

7. Synchronized Tilt Mechanism

K50 offers optimal seating comfort by offering 4-level tilting angle adjustment and easy control of tilting tension.

8. Base & Caster

K50 is using engineering plastic starbase and urethane casters.

VARIATION



K50A (BK) K50A-BS (WH)

Adjustable Headrest
Adjustable Armrest (3D)
Adjustable Lumbar Support
Depth Adjustable Seatrest
Synchronized Tilt Mechanism
Engineering Plastic Base
Urethane Casters
690 x 740 x 1245



K50B (BK) K50B-BS (WH)


Adjustable Armrest (3D)
Adjustable Lumbar Support
Depth Adjustable Seatrest
Synchronized Tilt Mechanism
Engineering Plastic Base
Urethane Casters
690 x 740 x 1080

STANDARD COLOR & FINISHES

Body Color / Plastic

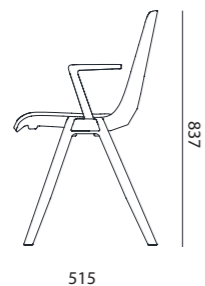
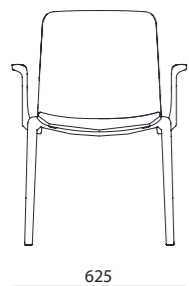


Headrest, Backrest, Seatrest | Fabric



R30

The unibody makes the chair very light.
It can be easily stacked, and easily moved.
R30 is a very light chair.



Creat your space, R30

R30 is designed to offer a unique, minimal aesthetic and to provide optimal comfort for every person who sits in it.





R30

Back to the Multi-Purpose Chair

R30 focuses on the natural duty of multi-purpose chair,
simple design with various options,
but with the lowest price range.



DETAIL & FUNCTION



CONNECTOR

It is useful when the chairs need to be placed at regular intervals. Depending on the specification of armrest, the chairs can be placed at doubled intervals.

TABLET

The tablet of R30 can be used as a small table, and is foldable when it is not used.

VARIATION

**R30 (BK)
R30-BS (WH)**

Armless
Seat Pad
Urethane Glides



534 x 515 x 837

**R30-1 (BK)
R30-1-BS (WH)**

Armrest
Seat Pad
Urethane Glides



625 x 515 x 837

**R30-X (BK)
R30-X-BS (WH)**

Tablet
Seat Pad
Urethane Glides




637 x 635 x 837

STANDARD COLOR & FINISHES

Body | Plastic



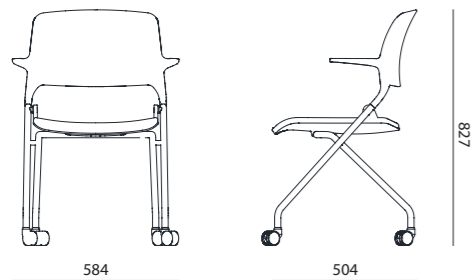
Seat Pad | Fabric



R40

The easy-to-carry chair, R40, is convenient to move, and can be placed anywhere, which makes it easy to use at either normal or temporary situation.

Nesting structure makes space allocation a lot easier, and its light weight gives such high convenience to both users and space manager.



Free Your Body, R40

R40 is the perfect addition to your multi-purpose or training space. The seat flips up to allow chairs to nest in neat, compact rows when not in use. Fixed arms provide upper body support, which is especially valuable during long meetings.





DETAIL & FUNCTION

Nesting

Nesting of R40 by folding up the seat offers easy handling and storage.



VARIATION



R40 (BK)
R40-BS (WH)

Armrest
Seat Pad
Casters

584 x 504 x 827



R40-1 (BK)
R40-1-BS (WH)

Armrest
Seat Pad
Glides

584 x 504 x 827

STANDARD COLOR & FINISHES


Body | Plastic



WHITE

BLACK

Seat Pad | Fabric



RED

INDIGO

GREEN

BLUE GRAY

L. GRAY

BLACK

SERIES



krede

주 | 크레디
KREDE CO., LTD.

HEAD OFFICE
A417, 25, Beobwon-ro 11gil, Songpa, Seoul, Korea
T +82. 2. 6254. 5432
F +82. 2. 6254. 5433
sales@krede.co.kr

www.krede.co.kr

*The images in this catalog can differ from the actual product.
Please confirm the actual product before purchase.
*The dimension and design indicated here are subject to change depending on situations
involved with product design and manufacturing.



krede